

# Triangles

Written by Dottie Welch for MCCA June 2017

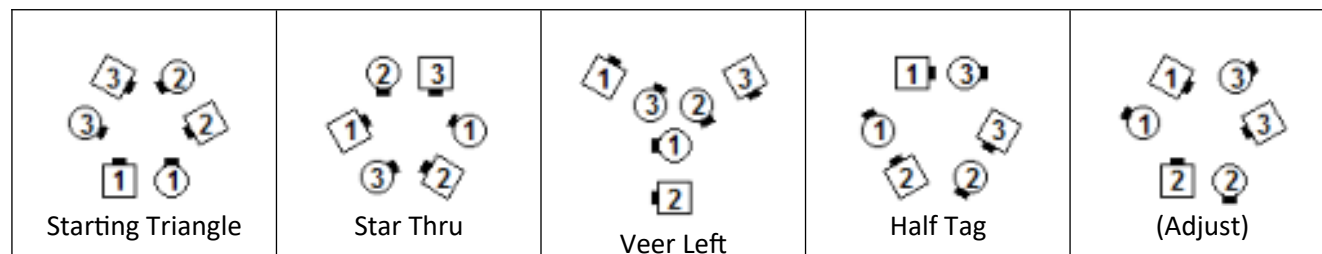
Triangles are related to True Hexagons in the same way that Two Facing Couples is related to Squares. Calls appropriate for use when dancing Two-Couples will also be appropriate for use when dancing Triangles.

Set the Triangle so that one couple has their backs to the music in the position usually occupied by couple number 1. The other two couples stand along the sides of an equilateral triangle. In this position all the dancers are considered to be Heads.

If the dancers do a Star Thru the result will have a couple facing the music in the position usually occupied by couple number 3. In this position all the dancers are considered to be Sides. (See the first two diagrams in Basic Part 1 Sequence 2.)

Lines and Waves appear as an equal angle Y shape. All three ends of the arms should be towards either the Head positions or the Side positions.

Subtle adjustments may need to be made as the dancers transition from Two-Faced Lines to Boxes.



**Circle actions** (such as Circle Left, Forward and Back, Swing, Promenade, Allemande Left, Right and Left Grand, Boys/Girls Star Right/Left, DoPaso, Walk Around the Corner, See Saw, Allemande Thars, and Alamo Style) can be danced in the same way as they would be danced for big circles of normal couples.

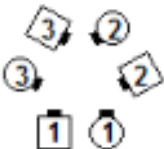
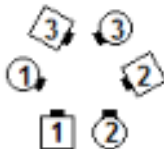
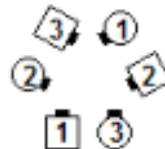

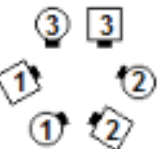

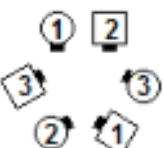


**Partner actions** (such as Half Sashay, Rollaway, U-Turn Back, Courtesy Turn, California Twirl, Wheel Around, and Partner Trade, Cast Off 3/4) are done the same as in Two-Couples or Squares.

**Calls for two facing dancers** (such as Star Thru, Touch 1/4, and Slide Thru) are danced as usual.

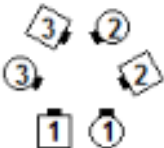



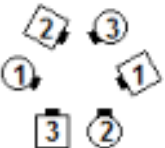


**Corner and Opposite:** In the home triangle each dancer has a partner in the usual place. The dancer on the other side of them moving around the triangle is both the dancer's corner when doing circle calls, and the dancer's opposite when doing calls done in facing couples. This is the person to face to begin a call such as Pass Thru or Right and Left Thru. In triangles both Pass Thru and Right and Left Thru are partner changing calls. Dancers finish the call with whoever arrives from the third couple.

**Fractional Turns:** When a call includes a fractional turn around the center of the set, each 1/4 turn becomes a 1/6 turn. Thus a Ladies Chain, which would normally have the Ladies right-hand turn 1/2 in the center, becomes a right-hand turn 1/3 ( $1/2=2/4$ , change the 4 to a 6 to make  $2/6=1/3$ ). The usual term to describe this is to say you should "under achieve" which means you should turn less than you do when you dance the same call in two-couples or a square.


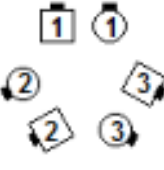




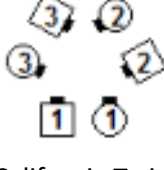
**Basic Part 1 Triangle Sequence # 1 (Chain, Right and Left Thru)**

 <p>Starting Triangle</p>	 <p>Ladies Chain</p>	 <p>Ladies Chain</p>	 <p>Veer Left</p>	 <p>Chain Down Line</p>
 <p>Right and Left Thru</p>	 <p>Right and Left Thru</p>	 <p>Veer Left</p>	 <p>Chain Down Line</p>	


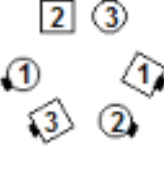




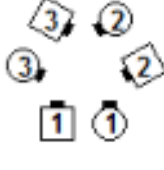
**Basic Part 1 Triangle Sequence # 2 (Star Thru, Pass Thru)**

 <p>Starting Triangle</p>	 <p>Star Thru</p>	 <p>Pass Thru</p>	 <p>California Twirl</p>	 <p>Star Thru</p>
 <p>Pass Thru</p>	 <p>California Twirl</p>			

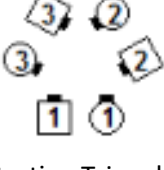
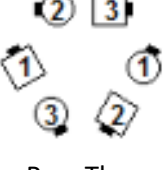
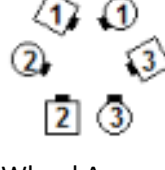
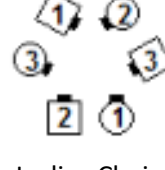
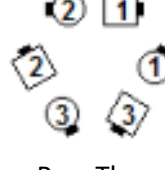



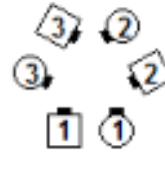
**Basic Part 1 Triangle Sequence # 3: (Square Thru)**

 <p>Starting Triangle</p>	 <p>Square Thru 2</p>	 <p>California Twirl</p>	 <p>Square Thru 4</p>	 <p>California Twirl</p>
 <p>Square Thru 3</p>	 <p>California Twirl</p>			

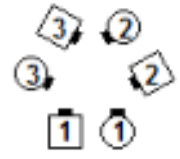
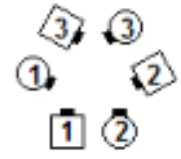

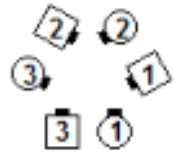



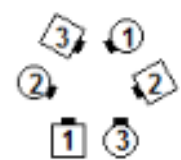


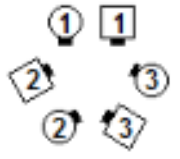


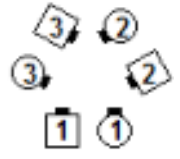
**Basic Part 1 Triangle Sequence # 4: (Includes a Half-Sashayed Square Thru 2)**

 <p>Starting Triangle</p>	 <p>Square Thru 4</p>	 <p>U-Turn Back</p>	 <p>Square Thru 2</p>	 <p>U-Turn Back</p>
 <p>Square Thru 3</p>	 <p>California Twirl</p>			






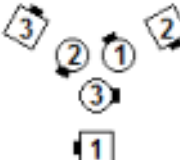
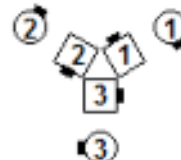
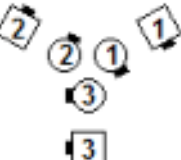
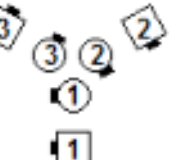
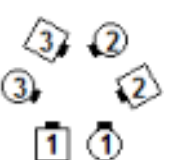
**Basic Part 2 Triangle Sequence # 5: (Wheel Around)**

 <p>Starting Triangle</p>	 <p>Pass Thru</p>	 <p>Wheel Around</p>	 <p>Ladies Chain</p>	 <p>Pass Thru</p>
 <p>Wheel Around</p>	 <p>Veer Left</p>	 <p>Chain Down the Line</p>	 <p>Star Thru</p>	


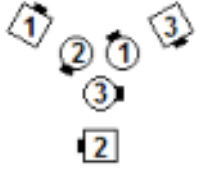
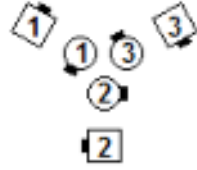


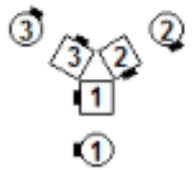
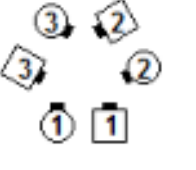
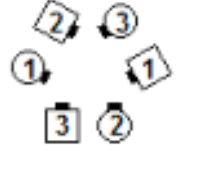
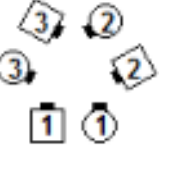
**Basic Part 2 Triangle Sequence # 6: (Box the Gnat and Trade)**

 <p>Starting Triangle</p>	 <p>Ladies Chain</p>	 <p>Ladies Chain and Half Sashay</p>	 <p>Box the Gnat</p>	 <p>Right and Left Thru</p>
 <p>Square Thru 3</p>	 <p>Partner Trade</p>	 <p>Right and Left Thru</p>	 <p>Veer Left</p>	 <p>Couples Trade</p>
 <p>Chain Down Line</p>	 <p>Star Thru</p>	 <p>Pass Thru</p>	 <p>Partner Trade</p>	


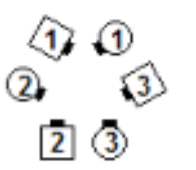
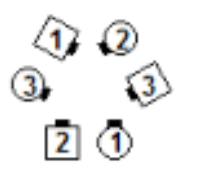


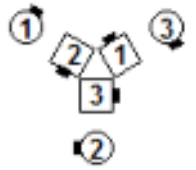
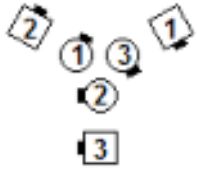

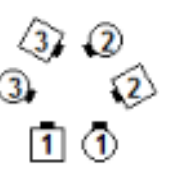
**Basic Part 2 Triangle Sequence # 7: (Trades, Swing Thru)**

 <p>Starting Triangle</p>	 <p>Square Thru 3</p>	 <p>Partner Trade</p>	 <p>Star Thru</p>	 <p>Dosado to a Wave</p>
 <p>Ladies Trade</p>	 <p>Swing Thru</p>	 <p>Boys Run</p>	 <p>Couples Trade</p>	 <p>Bend the Line</p>


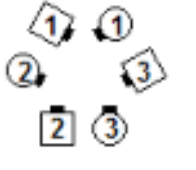
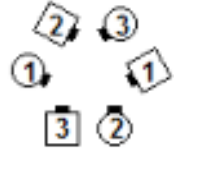


**Basic Part 2 Triangle Sequence # 8: (Pass the Ocean)**

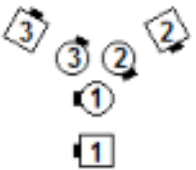

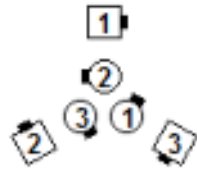
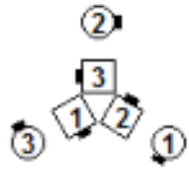
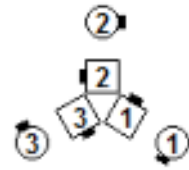

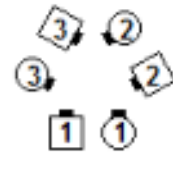
 <p>Starting Triangle</p>	 <p>Pass the Ocean</p>	 <p>Ladies Trade</p>	 <p>Swing Thru</p>	 <p>Swing Thru</p>
 <p>Girls Run</p>	 <p>Bend the Line</p>	 <p>Box the Gnat</p>	 <p>Right and Left Thru</p>	

**Basic Part 2 Triangle Sequence #9: (Flutterwheel)**

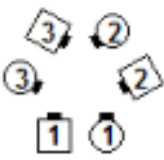


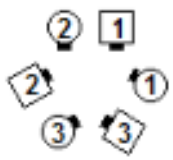

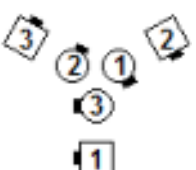
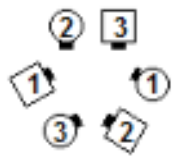
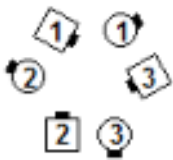

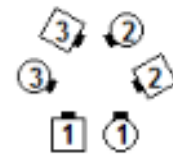
 <p>Starting Triangle</p>	 <p>Right and Left Thru</p>	 <p>Ladies Chain</p>	 <p>Flutterwheel</p>	 <p>Pass the Ocean</p>
 <p>Swing Thru</p>	 <p>Boys Run</p>	 <p>Bend the Line</p>	 <p>Right and Left Thru</p>	

**Basic Part 2 Triangle Sequence #10: (Reverse Flutterwheel, Sweep a Quarter)**

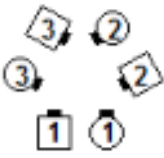



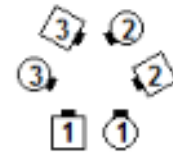
 <p>Starting Triangle</p>	 <p>Flutterwheel</p>	 <p>Reverse Flutterwheel</p>	 <p>And Sweep a Quarter</p>	 <p>Right and Left Thru</p>
--	---	---	---	--

 <p>Veer Left</p>	 <p>Wheel and Deal</p>	 <p>Pass the Ocean</p>	 <p>Swing Thru</p>	 <p>Boys Trade</p>
 <p>Boys Run</p>	 <p>Wheel and Deal</p>			

**Basic Part 2 Triangle Sequence # 11: (Touch 1/4, Box Circulate)**

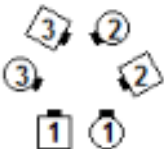
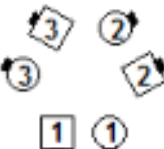


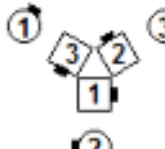




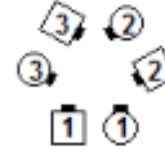
 <p>Starting Triangle</p>	 <p>Touch 1/4</p>	 <p>Box Circulate</p>	 <p>Boys Run</p>	 <p>Right and Left Thru</p>
 <p>Veer Left</p>	 <p>Wheel and Deal</p>	 <p>Touch 1/4</p>	 <p>Box Circulate three times</p>	 <p>Boys Run</p>

**Basic Part 2 Triangle Sequence #12: (Zoom)**

 <p>Starting Triangle</p>	 <p>Touch 1/4</p>	 <p>Zoom</p>	 <p>Boys Run and Left Touch 1/4</p>	 <p>Zoom and Girls Run</p>
--	--	---	---	---


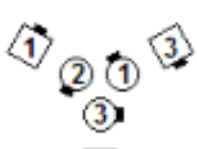
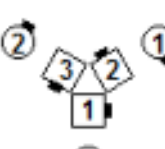






# Triangles for Mainstream

## Mainstream Triangle Sequence # 1 (Turn Thru, Couples Hinge)



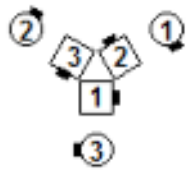

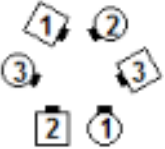



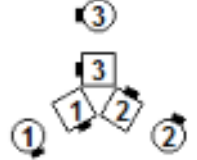
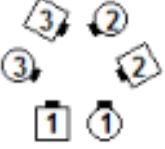
 <p>Starting Triangle</p>	 <p>Turn Thru</p>	 <p>Girls Run</p>	 <p>Box Circulate</p>	 <p>Single Hinge</p>
 <p>Boys Trade and Boys Run</p>	 <p>Couples Hinge</p>	 <p>Chain Down the Line</p>	 <p>Veer Left</p>	 <p>Bend the Line</p>

Couples Hinge: From a Two-Faced Line, a Couples Hinge changes the facing direction from side wall to head wall or vice versa.

## Mainstream Triangle Sequence # 2 (Cast Off 3/4, Walk and Dodge, Slide Thru)



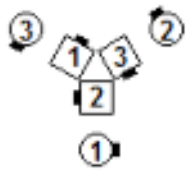
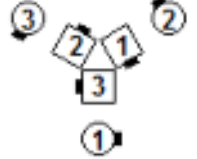


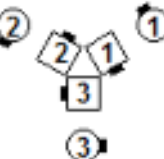
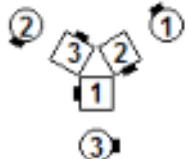
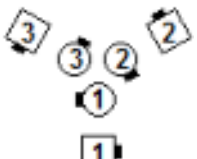
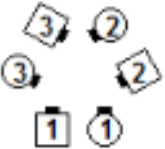
 <p>Starting Triangle</p>	 <p>Pass the Ocean</p>	 <p>Swing Thru</p>	 <p>Cast Off 3/4</p>	 <p>Walk and Dodge</p>
 <p>Partner Trade</p>	 <p>Slide Thru</p>	 <p>Square Thru 2</p>	 <p>Partner Trade</p>	

**Mainstream Triangle Sequence # 3 (Spin the Top)**

 <p>Starting Triangle</p>	 <p>Pass the Ocean</p>	 <p>Swing Thru</p>	 <p>Spin the Top</p>	 <p>Right and Left Thru</p>
 <p>Flutterwheel</p>	 <p>Slide Thru</p>	 <p>Pass the Ocean</p>	 <p>Boys Run</p>	 <p>Couples Hinge and Bend the Line</p>




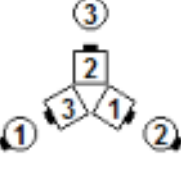
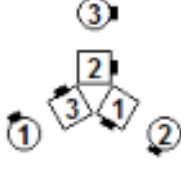
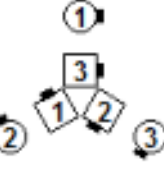

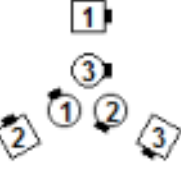
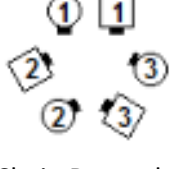
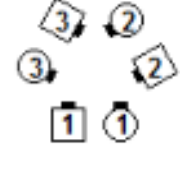
Spin the Top: End and Center Half, Centers turn  $3/6=1/2$ , Ends move up  $1/6$

**Mainstream Triangle Sequence # 4 (Dixie Style to a Wave)**

 <p>Starting Triangle</p>	 <p>Right and Left Thru</p>	 <p>Dixie Style to a Wave</p>	 <p>Boys Trade</p>	 <p>Left Swing Thru</p>
 <p>Girls Run, Bend the Line</p>	 <p>Dixie Style to a Wave</p>	 <p>Boys Trade</p>	 <p>Left Swing Thru</p>	 <p>Girls Run, Bend the Line</p>

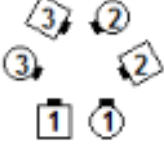


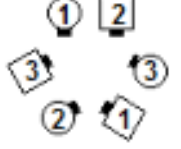
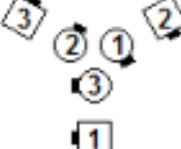




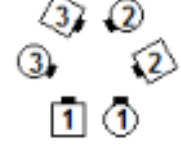
Dixie Style to a Wave: The ladies do their right pull by to the same gent as for a Ladies Chain.

### Mainstream Triangle Sequence # 5

 <p>Starting Triangle</p>	 <p>Right and Left Thru</p>	 <p>Veer Left</p>	 <p>Tag the Line</p>	 <p>Face Right</p>
 <p>Couples Trade</p>	 <p>Tag the Line Right</p>	 <p>Girls Trade</p>	 <p>Chain Down the Line</p>	 <p>Square Thru 2 and Partner Trade</p>

Tag the Line: Dancers move along their line.

### Mainstream Triangle Sequence # 6

 <p>Starting Triangle</p>	 <p>Pass the Ocean</p>	 <p>Recycle</p>	 <p>Right and Left Thru</p>	 <p>Veer Left</p>
 <p>Half Tag</p>	 <p>Single Hinge</p>	 <p>Boys Trade</p>	 <p>Swing Thru</p>	 <p>Recycle and Sweep a Quarter</p>

Recycle: Think about the old definition of Centers U-Turn Back then Wheel and Deal. The Wheel and Deal must end facing the center of the original line location.

From the Novelties section of [teaching.callerlab.org](http://teaching.callerlab.org)